

encodianTrigr

Deploy a single Power Automate flow to multiple SharePoint sites

- ✓ Avoid duplicated flows
- ✓ Avoid maintenance heavy custom solutions that don't scale
- ✓ Deploy one flow across as many SharePoint sites as you need

How Trigr works

IT

1

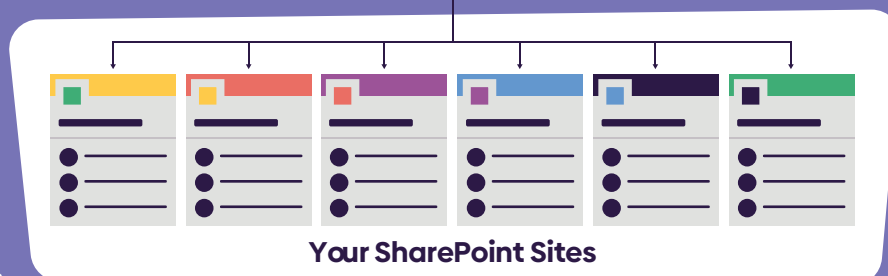
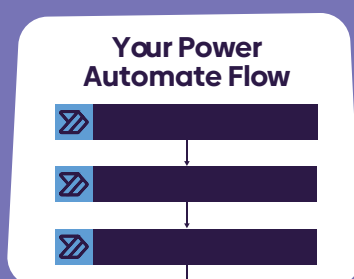
Build a single permissions management flow

2

Use Trigr to configure your flow

3

Deploy flow to specified SharePoint sites



User

6

A single flow is executed

5

Trigr routes request from multiple sites

4

Select documents or items then Action

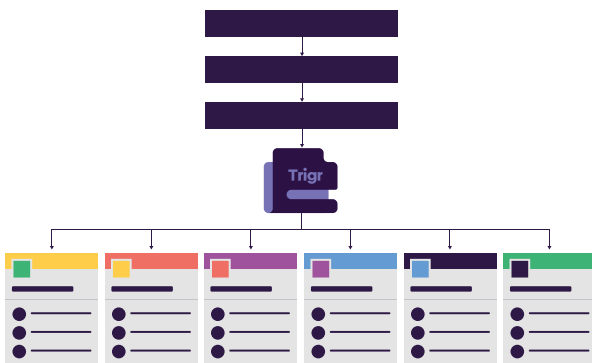
One flow for multiple SharePoint sites

encodian Trigr

The old way...

For too long, Power Automate flows could only be deployed to one SharePoint library or site at a time. Making creation and maintenance of automations a repetitive and dull task in themselves!

Well, not anymore! Say hello to Trigr.



The new way!

Trigr allows Power Automate a flow to be centrally maintained from an admin portal and used across SharePoint wherever it's needed.

Trigr saves time for the IT team because they no longer need to repeat flow maintenance, and by taking back control through central management.



Accessible flows

Because flows are accessed from within SharePoint, Trigr also ensures automation is accessible company-wide, straight from somewhere your employees use everyday.

And by determining permissions and selecting who can access your flows via the Trigr Administration Portal, you can ensure compliance is happy too!

Trigr Case Study:

One **policy approval** flow on multiple sites

The customer had a complex approval and publishing flow that needed to be deployed to multiple SharePoint document libraries. Additional requirements included controlled flow access to specific users and collecting form input. Trigr was identified as the only solution that could meet these requirements without creating a complex custom solution.

Requirements

- ✓ Complex, multi-stage flow
- ✓ One flow to approve and publish policies
- ✓ Users can trigger the flow on draft policies
- ✓ The flow creates a file within a deliverable area with specific permissions

Challenges



Draft policies are created within multiple SharePoint sites



One flow cannot be deployed to multiple SharePoint sites (Power Automate limitation)



Access to the flow should be limited to users in specific Azure Directory groups

Solution

Using Trigr, the customer deployed the flow to multiple SharePoint sites, applied required access controls and collected form input to use within the flow. The Trigr admin portal ensures the customer is able to scale with a click of a button, by adding or removing SharePoint sites and editing access controls.

Outcomes

- ✓ Avoided maintenance of multiple copies of multiple flows
- ✓ Assured compliance and access controls
- ✓ Scalable solution for future sites requirements with no additional overhead
- ✓ Encodian Flowr used to dynamically create and brand final policy pack

Trigr's features

Lorem ipsum dolor sit amet, consectetur adipiscing elit, sed diam nonummy nibh euismod tincidunt ut laoreet dolore magna aliquam erat volutpat. Ut wisi enim ad minim veniam, quis



Power Automate Trigger

First to market, Trigr allows users to start a single Power Automate Flow from multiple SharePoint sites.



Select Multiple Documents

Enable your users to select one or more documents or list items simultaneously when launching Flows.



Trigr Administration

Manage all your Trigr-related Flows with descriptions, run messages, titles and locations from the Encodian administration portal.



Dynamic Forms

Build and configure dynamic forms to capture additional information from users on starting a Power Automate Flow.



Implement Access Controls

Use Azure Directory Groups or SharePoint Groups to control flow visibility and access for specific users.



Usage and Audit History

View real-time usage reports and analytics to see by who, when and where your Flows were activated.

Discover all the benefits of Trigr

To start your free trial, or for more information and pricing, please see the documentation on our website.

Click the digital links or scan the QR code.

[Go to Trigr documentation](#)[Start your free trial](#)